

Prayer Stations

(PST007)

Walk Through Holy Week

© Jane Hulme 2017

ALL AGE WORSHIP
RESOURCES.ORG



WALK THROUGH HOLY WEEK

Prayer Stations Aim:

To enable people to engage with the last week of Jesus' life on earth in a multi-sensory way

Biblical Reference(s):

Matthew 6:21, 20:28, 21:8-10, 26:6-7, 26:12, 26:14-16, 26:36-39, 26:57, 26:59-60, 27:15-17, 27:21b, 27:26b-31, 27:32-34, 27:37-38, 27:51-52a, 27:54, 27:57-60, Luke 23:21, Luke 23:34, John 13:1, 13:3-5, 13:14-15, 14:6, 20:1-2, 20:18, 20:19-20, Galatians 5:1, Isaiah 53:5

Outline of Prayer Stations

Station 1:	Hosanna to the King
Station 2:	Mary and Judas
Station 3:	The Servant King
Station 4:	Not my will but Yours be done
Station 5:	Jesus in Chains
Station 6:	Jesus Suffers
Station 7:	The Cross
Station 8:	Dead and Buried
Station 9:	Jesus is Alive

Notes for the Prayer stations:

- These prayer stations work well if you leave plenty of space between each station.
- Eight of the nine prayer stations need a table (at least 4ft x 2ft).
- It can take anything from two minutes to ten minutes for people to engage with each prayer station.
- Prepare copies of the Prayer stations leaflet (reducing each page to A5 size) which is available at the end of this document. A leaflet should be given to each person as they arrive.
- Invite people to go round the prayer stations in silence.
- It can be helpful to play some quiet instrumental worship music in the background to help people become more aware of the Lord's presence and less aware of others around them. Suitable music would include Ruth Fazal's "Songs from the River"¹ (Volumes I-V).

¹ You can purchase Ruth Fazal "Songs from the River" CD's direct from Ruth's website at www.ruthfazal.com and sometimes from Christian bits at www.christianbits.co.uk

Station 1:

Hosanna to the King



Items Needed:

- A table covered with hessian²
- Station number and description affixed to the wall behind the table
- A raised area is created in the middle of the table and is draped with purple silky satin fabric.³
- Crown⁴
- Piece of A4 white card with the words: "Jesus, You are King. Help me to faithfully follow You. Amen"
- Basket with self-adhesive foam letters⁵
- Artificial palm leaves⁶ and an A4 card with the words, "Hosanna, Hosanna, Hosanna."
- Palm crosses⁷ on a piece of red paper and an A4 card with the words, "Crucify Him, Crucify Him, Crucify Him"
- Prayer activities card laid on table

² You can purchase hessian from ebay. I used 5 metres. (www.ebay.co.uk)

³ You can purchase "purple silky satin" fabric from ebay

⁴ You can purchase foam crowns from Baker Ross at www.bakerross.co.uk

⁵ You can purchase self-adhesive foam letters from Baker Ross at www.bakerross.co.uk

⁶ You can purchase artificial palm leaves from ebay

⁷ You can purchase palm crosses from <http://www.eden.co.uk>

Tips for Station 1 set-up:

- Create the raised area in the middle of the table first before covering the table with Hessian. I used an orange box under the hessian.
- If you can, laminate the A4 cards so that they hold their shape better.
- Lean the “Hosanna” and “Crucify” words against photograph frames.

Words in the leaflet for this station:

1. Hosanna to the King

Our journey to the cross begins as Jesus entered Jerusalem, riding on a donkey.

“A very large crowd spread their cloaks on the road, while others cut branches from the trees and spread them on the road. The crowds that went ahead of him and those that followed shouted, “Hosanna to the Son of David!” “Blessed is he who comes in the name of the Lord!” “Hosanna in the highest heaven!” When Jesus entered Jerusalem, the whole city was stirred and asked, “Who is this?” (Matthew 21:8-10)

The people hoped that Jesus had come as their conquering king to kick out the occupying Romans. A few days later, because Jesus didn’t fulfil their expectations, the same people shouted: *“Crucify him! Crucify him!” (Luke 23:21)*

- Look at the palm leaves on one side of the table and the palm crosses on the other side of the table. As you look at these symbols of love and hate, think about your own relationships. Can you be fickle; loving one moment and not the next?
- Jesus, the King, invites each one of us to faithfully follow Him. If you would like to respond to His invitation, take the first letter of your name from the basket, and stick it on the paper as you pray something like,
“Jesus, You are King. Help me to faithfully follow You. Amen.”

Station 2:

Mary and Judas



Items Needed:

- A table covered with antique gold silky satin fabric⁸
- Station number and description affixed to either a photo-frame or displayed in an A4 Acrylic freestanding Poster Holder⁹
- Open treasure chest,¹⁰ a bowl with red card hearts (see Appendix 1 for heart template) and black biro pens.
- A4 card with the words: "For where your treasure is, there your heart will be also" (Matthew 6:21)
- Ceramic oil burner¹¹ with t-light underneath and fragrant oil¹² added to water in the top of the burner.
- Piece of purple metallic gift wrap¹³ on top of which are thirty 5p coins.
- Prayer activities card laid on table

⁸ You can purchase "antique gold silky satin" fabric at: www.ebay.co.uk

⁹ You can purchase A4 Acrylic freestanding poster holders from <https://www.ukpos.com/>

¹⁰ You can purchase a treasure chest from ebay or from <http://www.partydelights.co.uk/>

¹¹ You can purchase a ceramic oil burner with t-lights from ebay by putting "ceramic oil burner" into the search bar.

¹² You can purchase fragrant oil for the oil burner from ebay. I used hyacinth essential oil

¹³ You can purchase purple metallic gift wrap on ebay by putting, "purple metallic gift wrap" into the search bar.

Tips for Station 2 Set-up:

- Fill the top of the ceramic oil burner with water then add a few drops of the essential oil. Then light the t-light underneath it.

Words in the leaflet for this station:

2. Mary and Judas

“While Jesus was in Bethany in the home of Simon the Leper, a woman (Mary) came to him with an alabaster jar of very expensive perfume, which she poured on his head as he was reclining at the table.” (Matthew 26:6-7) Jesus said to those in the room: “When she poured this perfume on my body, she did it to prepare me for burial.” (Matthew 26:12)

“Then one of the Twelve—the one called Judas Iscariot—went to the chief priests and asked, “What are you willing to give me if I deliver him over to you?” So they counted out for him thirty pieces of silver. From then on Judas watched for an opportunity to hand him over.” (Matthew 26:14-16)

- i) Jesus said: *“For where your treasure is, there your heart will be also.” (Matthew 6:21)*
Mary and Judas show us how true that is.....one loved Jesus and the other loved money. As you smell the fragrant oil and look at the silver coins ask yourself the question:
“Who or what do I love the most?”
- ii) If you would like to, take a heart and on it write a prayer asking Jesus to become your greatest treasure, and then place it in the treasure box.

Station 3:

The Servant King



Items Needed:

- A table covered with turquoise crushed velvet¹⁴ fabric
- Station number and description affixed to either a photo-frame or displayed in an A4 Acrylic Freestanding Poster Holder
- A raised area is created on the left hand side of the table
- Bowl placed on raised area with a white towel next to it.
- Bowl filled with water and a pile of paper towels¹⁵ either side of it.
- A5 card with the words, "The Son of Man did not come to be served, but to serve, and to give his life as a ransom for many" (Matthew 20:28)
- Plate with pitta bread on it and a goblet filled with red wine.
- On the floor is a small bin with a notice that says: "Please place your used hand towels in here"
- Prayer activities card laid on table

¹⁴ You can purchase turquoise crushed velvet fabric from ebay. (www.ebay.co.uk)

¹⁵ You can purchase white 2-ply C-fold paper hand towels from ebay

Tips for Station 3 Set-up:

- Create the raised area on the left hand side of the table first before covering the table with turquoise crushed velvet fabric. I used a couple of different sized orange boxes.

Words in the leaflet for this station:

3. The Servant King

“It was just before the Passover Feast.....Jesus knew that the Father had put all things under his power, and that he had come from God and was returning to God; so he got up from the meal, took off his outer clothing, and wrapped a towel around his waist. After that, he poured water into a basin and began to wash his disciples' feet, drying them with the towel that was wrapped around him.” (John 13:1, 3-5)

Jesus said to His disciples: *“Now that I, your Lord and Teacher, have washed your feet, you also should wash one another's feet. I have set you an example that you should do as I have done for you.” (John 13:14-15)*

- i) Jesus' greatest act of service was to lay down His life so that dirty lives, rather than dirty feet, could be washed clean. As you look at the bread and the wine, symbolic of His body and blood given for you, thank Jesus for the incredible way that He has served you.
- ii) Who is Jesus inviting you to serve? Whose “feet” can you wash? Wash your hands in the water as a way of offering your hands in service to Jesus.

Station 4:

Not my will but Yours be done



Items Needed:

- A table covered with knitted cotton jade green fabric¹⁶
- Station number and description affixed to either a photo-frame or displayed in an A4 Acrylic Freestanding Poster Holder
- A couple of large stones and two pots of red flowers
- Large glass filled with wine vinegar¹⁷
- A4 card with the words: "Take this cup from me. Yet not what I will, but what you will" (Mark 14:36)
- Round silver tray¹⁸ with small disposable shot glasses¹⁹ on it. Each glass has a few drops of wine vinegar in it.
- On the floor is a bin with a notice that says: "Place your used cup here"
- Prayer activities card laid on table

¹⁶ You can purchase knitted cotton jade green fabric from ebay. www.ebay.co.uk

¹⁷ You can purchase wine vinegar from any major supermarket

¹⁸ You can purchase a round silver tray from ebay by putting "31cm Aluminium Foil Tray Disposable Round" into the search bar.

¹⁹ You can purchase Disposable Stacking Plastic Shot Glasses (30ml) from Party Plastics at www.partyplastics.co.uk

Tips for Station 4 Set-up:

- I used red primula plants

Words in the leaflet for this station:

4. Not my will but Yours be done

“Then Jesus went with his disciples to a place called Gethsemane, and he said to them, “Sit here while I go over there and pray.” He took Peter and the two sons of Zebedee along with him, and he began to be sorrowful and troubled. Then he said to them, “My soul is overwhelmed with sorrow to the point of death. Stay here and keep watch with me.” Going a little farther, he fell with his face to the ground and prayed, “My Father, if it is possible, may this cup be taken from me. Yet not as I will, but as you will.” (Matthew 26:36-39)

After Jesus had prayed, Judas appeared in the garden with a crowd, armed with swords and clubs, and Jesus was arrested.

- i) Jesus was willing to drink the cup of suffering in obedience to His Heavenly Father. Dip your finger into the little cup with wine vinegar and taste it. As you taste its bitterness, think about the agonising decision Jesus had to make in the garden; whether to obey His Heavenly Father or not.
- ii) Do you have any difficult decisions that you need to make? Can you pray, “*yet not what I will, but what You will Lord*”? Now drop your little cup into the bin provided.
- iii) Pray for anyone you know today who has a difficult decision to make.

Station 5:

Jesus in Chains



Items Needed:

- A table covered with black plastic bin liners
- Station number and description affixed to either a photo-frame or displayed in an A4 Acrylic Freestanding Poster Holder
- Picture of Francisco Zurbarán's "Agnus Dei"²⁰ (not essential)
- A large chain²¹, other bits of chain and handcuffs
- Round silver tray²²
- Playdough²³
- Notice saying: "Please place your symbol here"
- A5 card with the words "It is for freedom that Christ has set us free" (Galatians 5:1)
- Prayer activities card laid on table

²⁰ You can find a picture of Zurbarán's "Agnus Dei" on google images or you can purchase here: <https://www.posterlounge.co.uk/agnus-dei-pr122540.html>

²¹ You can purchase a "heavy chain" from most DIY stores

²² You can purchase a round silver tray from ebay by putting "31cm Aluminium Foil Tray Disposable Round" into the search bar.

²³ You can purchase playdough from Argos or from many supermarkets

Tips for Station 5 Set-up:

- Cut up the playdough into small pieces and keep wrapped in cling film until just before it is needed to keep it fresh.

Words in the leaflet for this station:

5. Jesus in Chains

“Those who had arrested Jesus took him to Caiaphas the high priest, where the teachers of the law and the elders had assembled.....The chief priests and the whole Sanhedrin were looking for false evidence against Jesus so that they could put him to death. But they did not find any, though many false witnesses came forward.” (Matthew 26:57, 59-60)

Jesus was then bound and taken to the Roman governor Pilate who questioned Him and also found that that He had done nothing wrong.

“Now it was the governor’s custom at the festival to release a prisoner chosen by the crowd. At that time they had a well-known prisoner whose name was Jesus Barabbas. So when the crowd had gathered, Pilate asked them, “Which one do you want me to release to you: Jesus Barabbas, or Jesus who is called the Messiah?”..... “Barabbas,” they answered” (Matthew 27:15-17, 21b)

- Feel the coldness and the hardness of the large chain and think about how shocking it is that Jesus, God’s Son, was willing to surrender His freedom.
- Jesus took Barabbas’ place. He gave up His freedom, and Barabbas was set free. Jesus has taken our place too, giving up His freedom so that we can be set free from the invisible chains of our sins. Take a piece of playdough and mould it into a symbol that expresses freedom. As you lay it on the tray, thank Jesus for the freedom He has given You.

Station 6:

Jesus Suffers



Items Needed:

- A table covered with red silky satin fabric²⁴
- Station number and description affixed to either a photo-frame or displayed in an A4 Acrylic Freestanding Poster Holder
- On the left hand side of the table a small hillock is created. This is surrounded with a piece of red / black organza voile²⁵ to create the effect of a robe.
- On the top of the hillock is placed a crown of thorns²⁶ on a piece of black material.
- At the bottom of the hillock is a hammer and three large nails
- On the centre of the table is a basket containing pieces of bramble with large thorns
- On the right hand side of the table are tea-lights²⁷ sitting on a tray of sand and a gas lighter.
- A4 card with the words: "But because of our sins he was wounded, beaten because of the evil we did. We are healed by the punishment he suffered, made whole by the blows he received" (Isaiah 53:5 – Good News Translation)
- Prayer activities card laid on table

²⁴ You can purchase "red silky satin" fabric at: www.ebay.co.uk

²⁵ You can purchase "two tone satin organza fabric sheer voile" (red/black) at www.ebay.co.uk

²⁶ You can purchase a crown of thorns from ebay or from Amazon at www.amazon.co.uk

²⁷ You can purchase tea-lights from IKEA or from ebay.



Tips for Station 6 Set-up:

- To minimise the fire risk, place your tea-lights on a tray of sand. Alternatively you could use LED tea-lights that people switch on.
- Create the hillock first before covering the table with the red silky satin fabric. I used a couple of different sized orange boxes.

Words in the leaflet for this station:

6. Jesus Suffers

“Pilate had Jesus flogged, and handed him over to be crucified.

Then the governor's soldiers took Jesus into the Praetorium and gathered the whole company of soldiers around him. They stripped him and put a scarlet robe on him, and then twisted together a crown of thorns and set it on his head. They put a staff in his right hand. Then they knelt in front of him and mocked him. “Hail, king of the Jews!” they said. They spit on him, and took the staff and struck him on the head again and again. After they had mocked him, they took off the robe and put his own clothes on him. Then they led him away to crucify him.”(Matthew 27:26b-31)

- As you look at the crown of thorns, the nails and the scarlet robe, and touch the sharpness of the thorns in the basket, think about the suffering that Jesus was willing to go through for you. Jesus suffered not because of His own sins, but because of your sins.
- Even though Jesus suffered so greatly He never stopped loving the people He came to save. As you light a candle thank Jesus that His love for you is so great.

Station 7: The Cross



Items Needed:

- A large wooden cross wrapped at the base with a piece of hessian and draped with a piece of red sheeting²⁸
- Notice at the top of the cross, "This is the King of the Jews"
- Station number and description affixed to either a photo-frame or displayed in an A4 Acrylic Freestanding Poster Holder at the foot of the cross
- Pieces of white wool (about 30cm long) draped over the arms of the cross
- At the foot of the cross a basket with pieces of red wool (about 30cm long), a round silver tray²⁹ with a notice saying, "Please lay your tack here" and a small bowl containing sharp tacks³⁰
- Prayers of forgiveness laid at the foot of the cross (see page 16)
- Prayer activities card laid on the floor

²⁸ You can purchase "poly cotton red sheeting" from ebay at www.ebay.co.uk

²⁹ You can purchase disposable "round foil platters" from many supermarkets and also from ebay at www.ebay.co.uk

³⁰ You can purchase sharp tacks from any DIY store

Tips for Station 7 Set-up:

- You could cover the floor with a piece of black material before putting the cross in place.

Words in the leaflet for this station:

7. The Cross

“As they were going out, they met a man from Cyrene, named Simon, and they forced him to carry the cross. They came to a place called Golgotha (which means “the place of the skull”). There they offered Jesus wine to drink, mixed with gall; but after tasting it, he refused to drink it.....Above his head they placed the written charge against him: THIS IS JESUS, THE KING OF THE JEWS. Two rebels were crucified with him, one on his right and one on his left.” (Matthew 27:32-34, 37-38)

After Jesus had hung on the cross for six hours, Jesus gave up his spirit. “At that moment the curtain of the temple was torn in two from top to bottom. The earth shook, the rocks split and the tombs broke open..... When the centurion and those with him who were guarding Jesus saw the earthquake and all that had happened, they were terrified, and exclaimed, “Surely he was the Son of God!”” (Matthew 27:51—52a, 54)

- Jesus died on the cross so that your sins might be forgiven and so that you can have a restored relationship with your holy, Heavenly Father. Take a piece of red wool. Think about the sins that you have committed and now want to turn away from. When you are ready, lay the piece of wool on the cross symbolising the fact that the punishment for your sins has been paid for by Jesus.
- Take a piece of white wool from the cross – and receive God’s forgiveness. Hear Jesus say to you: “Your sins are forgiven. Go in peace”
- As Jesus was hanging on the cross He prayed, *“Father, forgive them, for they do not know what they are doing.”* (Luke 23:34) Sometimes we need to forgive other people when they have sinned against us. Pick up a tack and as you feel its sharpness, let it remind you of someone who has hurt you and who you need to forgive. As you choose to forgive that person, pray a prayer of forgiveness then lay the tack at the foot of the cross.

Forgiveness Prayer (on A6 cards at the foot of the cross)

Lord I choose to forgive.....(name the person)

For.....(what they did or failed to do)

Which made me feel.....(tell the Lord every hurt and pain He brings to your mind)

I hand over this person to You, believing that You paid for their sin as well as mine when You died on the cross.

I choose not to hold on to my resentment any longer.

I ask you to bless.....(name the person)

Please come and heal my damaged emotions.

In Jesus’ name, Amen.

Station 8:

Dead and Buried



Items Needed:

- A table covered with grey fabric³¹
- Station number and description affixed to either a photo-frame or displayed in an A4 Acrylic Freestanding Poster Holder
- Cardboard box painted grey and cut to look like a tomb. "Tomb" surrounded by black material.
- Doll³² wrapped up in white tape³³ and laid out in the tomb
- Bowl of water containing some drops of myrrh³⁴
- Strong tissues
- Prayer activities card laid on table
- Bin with a notice saying, "Please place your used tissues here"

³¹ You can purchase "light grey poly cotton fabric" at: www.ebay.co.uk

³² You can purchase a male doll from ebay.

³³ You can purchase "white herringbone cotton tape" from ebay

³⁴ You can purchase "10ml Myrrh Pure Essential Oil" from Amazon at www.amazon.co.uk

Tips for Station 8 Set-up:

- Prepare the “tomb” well in advance. Mine took a few days to fully dry after it had been painted.
- Keep adding drops of myrrh to the water and then dipping your finger into the mixture to smell it until you can smell the myrrh on your finger strongly.

Words in the leaflet for this station:

8. Dead and Buried

“As evening approached, there came a rich man from Arimathea, named Joseph, who had himself become a disciple of Jesus. Going to Pilate, he asked for Jesus' body, and Pilate ordered that it be given to him. Joseph took the body, wrapped it in a clean linen cloth, and placed it in his own new tomb that he had cut out of the rock. He rolled a big stone in front of the entrance to the tomb and went away.” (Matthew 27:57-60)

- i) It is hard to imagine how devastated Jesus' disciples were after Jesus had died. Spend a moment thinking how they must have felt, believing that they would never see Jesus again.
- ii) If you would like to, sprinkle a few drops of water (containing myrrh) onto the body and smell the “stench of death.” Use the hand-wipes to clean your fingers.

Station 9:

Jesus is Alive



Items Needed:

- A table covered with white silky satin fabric³⁵
- Station number and description affixed to the wall behind the table
- On the left hand side of the table a small hillock is created and flowing down this hillock is a piece of yellow silky satin fabric³⁶
- Plants
- At the bottom of the hillock is a large flat stone sitting on top of a couple of smaller stones on top of which is a pile of white linen cloths (I used a cut up man's handkerchief)
- Bowl of keys³⁷
- On the right hand side of the table a small hillock is created and surrounding this hillock is a piece of gold / black two toned organza voile fabric³⁸
- At the bottom of the hillock is a silver tray with the words, "Please place your key here" and a bowl of mini chocolate Easter eggs.
- A4 card with words, "Jesus is alive!"
- A4 card with words, "I am the way and the truth and the life. No one comes to the Father except through me" (John 14:6)
- Prayer activities card laid on table

³⁵ You can purchase "white silky satin fabric" at: www.ebay.co.uk

³⁶ You can purchase "yellow silky satin fabric" at: www.ebay.co.uk

³⁷ You can purchase used keys on ebay

³⁸ You can purchase "gold / black two toned organza voile fabric" at: www.ebay.co.uk

Tips for Station 8 Set-up:

- Create the hillocks first before covering the table with the white silky satin fabric. I used orange boxes under the white silky satin fabric.
- Put out a small basket of Easter eggs and keep topping it up!

Words in the leaflet for this station:

9. Jesus is Alive

“Early on the first day of the week, while it was still dark, Mary Magdalene went to the tomb and saw that the stone had been removed from the entrance. So she came running to Simon Peter and the other disciple, the one Jesus loved, and said, ‘They have taken the Lord out of the tomb, and we don’t know where they have put him!’” (John 20:1-2)







Peter and John looked inside the tomb and found that Jesus had gone but the strips of linen that had been wrapped around His body were still there. The disciples left but Mary stayed by the tomb weeping. Jesus appeared to Mary and said: *“Mary.”* After Jesus had spoken with her, Mary went to the disciples and said: *“I have seen the Lord!”* (John 20:18)

“On the evening of that first day of the week, when the disciples were together, with the doors locked for fear of the Jewish leaders, Jesus came and stood among them and said, ‘Peace be with you!’ After he said this, he showed them his hands and side. The disciples were overjoyed when they saw the Lord.” (John 20:19-20)

Over 500 people saw the risen Jesus over the next 40 days before He went back to be with His Father in heaven.

- i) Death could not hold Jesus. He is alive! Jesus’ resurrection proves that He is who He said He is; the Son of God who came to be our Saviour. Take a chocolate egg and as you eat it, thank your Heavenly Father for His goodness in sending Jesus for you.
- ii) Heaven’s door is now unlocked and open wide to all those who believe and trust in Jesus. We are offered the gift of eternal life. Pick up a key and as you hold it, thank Jesus for opening the door to eternal life that begins here and continues when one day He will raise us to be with Him forever.
- iii) As you lay your key on the tray, ask Jesus to help you to keep following Him day by day.

Appendix 1 – Heart template – Station 2 Mary and Judas



copyright 2012 www.firstpalette.com

"Walk through Holy Week"

Prayer Stations Guide



Please feel free to wander around the prayer stations at your own pace, engaging with what you find helpful.

1. Hosanna to the King!

Our journey to the cross begins as Jesus entered Jerusalem, riding on a donkey.

“A very large crowd spread their cloaks on the road, while others cut branches from the trees and spread them on the road. The crowds that went ahead of him and those that followed shouted, “Hosanna to the Son of David!” “Blessed is he who comes in the name of the Lord!” “Hosanna in the highest heaven!” When Jesus entered Jerusalem, the whole city was stirred and asked, “Who is this?”

(Matthew 21:8-10)

The people hoped that Jesus had come as their conquering king to kick out the occupying Romans. A few days later, because Jesus didn't fulfil their expectations, the same people shouted: *“Crucify him! Crucify him!”*

(Luke 23:21)

i) Look at the palm leaves on one side of the table and the palm crosses on the other side of the table. As you look at these symbols of love and hate, think about your own relationships. Can you be fickle; loving one moment and not the next?

ii) Jesus, the King, invites each one of us to faithfully follow Him. If you would like to respond to His invitation, take the first letter of your name from the basket, and stick it on the paper as you pray something like:

“Jesus, You are King.

Help me to faithfully follow You. Amen.”

2. Mary and Judas

“While Jesus was in Bethany in the home of Simon the Leper, a woman (Mary) came to him with an alabaster jar of very expensive perfume, which she poured on his head as he was reclining at the table.”

(Matthew 26:6-7)

Jesus said to those in the room: *“When she poured this perfume on my body, she did it to prepare me for burial.”* (Matthew 26:12)

“Then one of the Twelve—the one called Judas Iscariot—went to the chief priests and asked, “What are you willing to give me if I deliver him over to you?” So they counted out for him thirty pieces of silver. From then on Judas watched for an opportunity to hand him over.” (Matthew 26:14-16)

i) Jesus said: *“For where your treasure is, there your heart will be also.”* (Matthew 6:21) Mary and Judas show us how true that is....one loved Jesus and the other loved money. As you smell the fragrant oil and look at the silver coins ask yourself the question:

“Who or what do I love the most?”

ii) If you would like to, take a heart and on it write a prayer asking Jesus to become your greatest treasure, and then place it in the treasure box.

3. The Servant King

“It was just before the Passover Feast.....Jesus knew that the Father had put all things under his power, and that he had come from God and was returning to God; so he got up from the meal, took off his outer clothing, and wrapped a towel around his waist. After that, he poured water into a basin and began to wash his disciples' feet, drying them with the towel that was wrapped around him.” (John 13:1, 3-5)

Jesus said to His disciples: *“Now that I, your Lord and Teacher, have washed your feet, you also should wash one another's feet. I have set you an example that you should do as I have done for you.”* (John 13:14-15)

i) Jesus' greatest act of service was to lay down His life so that dirty lives, rather than dirty feet, could be washed clean. As you look at the bread and the wine, symbolic of His body and blood given for you, thank Jesus for the incredible way that He has served you.

- ii) Who is Jesus inviting you to serve? Whose “feet” can you wash? Wash your hands in the water as a way of offering your hands in service to Jesus.

4. Not my will but Yours be done

“Then Jesus went with his disciples to a place called Gethsemane, and he said to them, “Sit here while I go over there and pray.” He took Peter and the two sons of Zebedee along with him, and he began to be sorrowful and troubled. Then he said to them, “My soul is overwhelmed with sorrow to the point of death. Stay here and keep watch with me.” Going a little farther, he fell with his face to the ground and prayed, “My Father, if it is possible, may this cup be taken from me. Yet not as I will, but as you will.” (Matthew 26:36-39)

After Jesus had prayed, Judas appeared in the garden with a crowd, armed with swords and clubs, and Jesus was arrested.

- i) Jesus was willing to drink the cup of suffering in obedience to His Heavenly Father. Dip your finger into the little cup with wine vinegar and taste it. As you taste its bitterness, think about the agonising decision Jesus had to make in the garden; whether to obey His Heavenly Father or not.
- ii) Do you have any difficult decisions that you need to make? Can you pray, “yet not what I will, but what You will Lord”? Now drop your little cup into the bin provided.
- iii) Pray for anyone you know today who has a difficult decision to make.

5. Jesus in chains

“Those who had arrested Jesus took him to Caiaphas the high priest, where the teachers of the law and the elders had assembled.....The chief priests and the whole Sanhedrin were looking for false evidence

against Jesus so that they could put him to death. But they did not find any, though many false witnesses came forward.” (Matthew 26:57, 59-60)

Jesus was then bound and taken to the Roman governor Pilate who questioned Him and also found that that He had done nothing wrong.

“Now it was the governor's custom at the festival to release a prisoner chosen by the crowd. At that time they had a well-known prisoner whose name was Jesus Barabbas. So when the crowd had gathered, Pilate asked them, “Which one do you want me to release to you: Jesus Barabbas, or Jesus who is called the Messiah?”..... “Barabbas,” they answered” (Matthew 27:15-17, 21b)

- i) Feel the coldness and the hardness of the large chain and think about how shocking it is that Jesus, God’s Son, was willing to surrender His freedom.
- ii) Jesus took Barabbas’ place. He gave up His freedom, and Barabbas was set free. Jesus has taken our place too, giving up His freedom so that we can be set free from the invisible chains of our sins. Take a piece of playdough and mould it into a symbol that expresses freedom. As you lay it on the tray, thank Jesus for the freedom He has given You.

6. Jesus suffers

“Pilate had Jesus flogged, and handed him over to be crucified. Then the governor's soldiers took Jesus into the Praetorium and gathered the whole company of soldiers around him. They stripped him and put a scarlet robe on him, and then twisted together a crown of thorns and set it on his head. They put a staff in his right hand. Then they knelt in front of him and mocked him. “Hail, king of the Jews!” they said. They spit on him, and took the staff and struck him on the head again and again.

After they had mocked him, they took off the robe and put his own clothes on him. Then they led him away to crucify him.”

(Matthew 27:26b-31)

- i) As you look at the crown of thorns, the nails and the scarlet robe, and touch the sharpness of the thorns in the basket, think about the suffering that Jesus was willing to go through for you. Jesus suffered not because of His own sins, but because of your sins.
- ii) Even though Jesus suffered so greatly He never stopped loving the people He came to save. As you light a candle thank Jesus that His love for you is so great.

7. The Cross

“As they were going out, they met a man from Cyrene, named Simon, and they forced him to carry the cross. They came to a place called Golgotha (which means “the place of the skull”). There they offered Jesus wine to drink, mixed with gall; but after tasting it, he refused to drink it.....Above his head they placed the written charge against him: THIS IS JESUS, THE KING OF THE JEWS. Two rebels were crucified with him, one on his right and one on his left.” (Matthew 27:32-34, 37-38)

After Jesus had hung on the cross for six hours, Jesus gave up his spirit. “At that moment the curtain of the temple was torn in two from top to bottom. The earth shook, the rocks split and the tombs broke open.....

When the centurion and those with him who were guarding Jesus saw the earthquake and all that had happened, they were terrified, and exclaimed, “Surely he was the Son of God!”” (Matthew 27:51—52a, 54)

- i) Jesus died on the cross so that your sins might be forgiven and so that you can have a restored relationship with your holy, Heavenly Father. Take a piece of red wool. Think about the sins that you have committed and now want to turn away from. When you are ready, lay the piece of wool on the cross symbolising the fact that the punishment for your sins has been paid for by Jesus.

- ii) Take a piece of white wool from the cross – and receive God’s forgiveness. Hear Jesus say to you: *“Your sins are forgiven. Go in peace”*
- iii) As Jesus was hanging on the cross He prayed, *“Father, forgive them, for they do not know what they are doing.”* (Luke 23:34) Sometimes we need to forgive other people when they have sinned against us. Pick up a tack and as you feel its sharpness, let it remind you of someone who has hurt you and who you need to forgive. As you choose to forgive that person, pray a prayer of forgiveness then lay the tack at the foot of the cross.

8. Dead and Buried

“As evening approached, there came a rich man from Arimathea, named Joseph, who had himself become a disciple of Jesus. Going to Pilate, he asked for Jesus’ body, and Pilate ordered that it be given to him. Joseph took the body, wrapped it in a clean linen cloth, and placed it in his own new tomb that he had cut out of the rock. He rolled a big stone in front of the entrance to the tomb and went away.”

(Matthew 27:57-60)

- i) It is hard to imagine how devastated Jesus’ disciples were after Jesus had died. Spend a moment thinking how they must have felt, believing that they would never see Jesus again.
- ii) If you would like to, sprinkle a few drops of water (containing myrrh) onto the body and smell the “stench of death.” Use the hand-wipes to clean your fingers.

9. Jesus is alive!

“Early on the first day of the week, while it was still dark, Mary Magdalene went to the tomb and saw that the stone had been removed from the entrance. So she came running to Simon Peter and the other disciple, the one Jesus loved, and said “They have taken the Lord out of the tomb, and we don’t know where they have put him!”” (John 20:1-2)

Peter and John looked inside the tomb and found that Jesus had gone but the strips of linen that had been wrapped around His body were still there. The disciples left but Mary stayed by the tomb weeping. Jesus appeared to Mary and said: *“Mary.”* After Jesus had spoken with her, Mary went to the disciples and said: *“I have seen the Lord!”*

(John 20:18)

“On the evening of that first day of the week, when the disciples were together, with the doors locked for fear of the Jewish leaders, Jesus came and stood among them and said, “Peace be with you!” After he said this, he showed them his hands and side. The disciples were overjoyed when they saw the Lord.” (John 20:19-20)

Over 500 people saw the risen Jesus over the next 40 days before He went back to be with His Father in heaven.

- i) Death could not hold Jesus. He is alive! Jesus' resurrection proves that He is who He said He is; the Son of God who came to be our Saviour. Take a chocolate egg and as you eat it, thank your Heavenly Father for His goodness in sending Jesus for you.
- ii) Heaven's door is now unlocked and open wide to all those who believe and trust in Jesus. We are offered the gift of eternal life. Pick up a key and as you hold it, thank Jesus for opening the door to eternal life that begins here and continues when one day He will raise us to be with Him forever.
- iii) As you lay your key on the tray, ask Jesus to help you to keep following Him day by day.